




## MR11 3.5W LED LAMP



A state of the art LED source and advanced driver, control, and thermal components comprise an integrated LED system with superior lifetime performance. Exceptional optics creates enhanced color uniformity and high lumen output, providing the quality and brightness of light produced by conventional light sources.

### Lamp Features

Equivalent Source	20W Halogen
Typical Power Consumption	3.15W
Max. Power Consumption	3.5W
LED Source	3*1.2 Cree XBD
Base / Socket	GU4
Beam Spread	Spot / Narrow Flood / Flood
Operating Temperature	-20°C to +40°C
MOL	1.38- 35mm
Voltage	AC/DC 12V
Rated Life	40,000 hours
Certifications	

## benefits

### Reduced Energy Consumption

Uses up to 90% less power than incandescent bulbs

### Long-Lasting

Lasts up to 10 times as long as compact fluorescents (CFLs) and up to 100 times longer than incandescents

### Durable

A solid-state device with no moving parts. Contains no fragile filaments or tubes as in incandescent bulbs. The electronic chip is encapsulated in an epoxy substrate, which provides a protective seal against outside or foreign elements. Resistant to heat, cold and shock.

### More Efficient

Can generate twice the brightness of light (Lumens) at a fifth the wattage of an incandescent

### Customizable

Highly customizable (color, beam spread, base, etc.) to fit all lighting needs

### No Heat Build Up

Generates little to no heat during operation. This optimizes energy-efficiency (incandescent bulbs emit up to 98 percent of their energy as heat) and reduces demands on air-conditioning

### Mercury Free

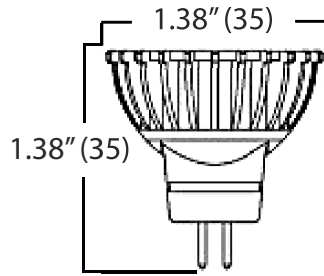
No mercury is used in the manufacturing of LEDs

### Specifications

	Warm White	Cool White
Color Temperature	2700K / 3000K	5700K
Lumen Output	245 Lm / 270Lm	320Lm
Efficacy	70 Lm/W / 77 Lm/W	91 Lm/W
Color Rendering Index (CRI)	80+	70+

# MR11 3.5W LED Lamp

## Dimensions (in/mm)



## Photometrics

## Ordering Information

example: NV/MR11/3.1/WW/NFL/4/CB

product	color	beam spread	base	LED source
NV/MR11/3.1/ - MR11 3*1W	W27 - 2700K WW - 3000K NW - 4000K CW - 5700K	SP - Spot NFL - Narrow Flood FL - Flood	4 - GU4	CB - Cree XBD

### Beam Spread Key:

VNSP - Very Narrow Spot (<7°)  
NSP - Narrow Spot (7°-15°)  
SP - Spot (16°-20°)  
NFL - Narrow Flood (21°-30°)  
FL - Flood (31°-40°)  
WFL - Wide Flood (41°-60°)  
VWFL - Very Wide Flood (61°+)

### Color Key:

W27 - 2700K  
WW - 3000K  
NW - 4000K  
C50 - 5000K  
CW - 5700K

## Product Warranty

Nu Vue warrants this LED lamp will be free from defects in material and workmanship and will operate for a period of 3 years under normal operation and when used in accordance with operating guidelines. During the warranty period, if the product fails to perform as described, Nu Vue's entire liability will be limited to the part or repair or replacement of such a defective product. In no event shall Nu Vue be responsible for removal or reinstallation on any product or for the expenses thereof. The above warranty does not apply to, and Nu Vue makes no warranties with respect to products which have been subjected to misuse, neglect, accident, abuse or operated under conditions that deviate from the parameters, established in Nu Vue's applicable specifications; or have been improperly installed, stored, maintained, repaired or altered by anyone other than Nu Vue; or have had their serial numbers or month and year manufacture or shipment removed, defected or altered. This warranty is given only to the original purchaser and may not be assigned or transferred to any other party. It is the purchaser's obligation to retain appropriate documentation that indicates the date of purchase.

## Warnings & Cautions:

- Suitable for use in open fixtures
- Not for use with emergency exit fixtures or emergency lights
- Not for use in enclosed fixtures or insulated air-tight (ICAT) recessed down lights
- Turn off power before lamp inspection, installation or removal
- Do not use where exposed to water or weather
- Not for use outside
- Do not open - no serviceable parts inside

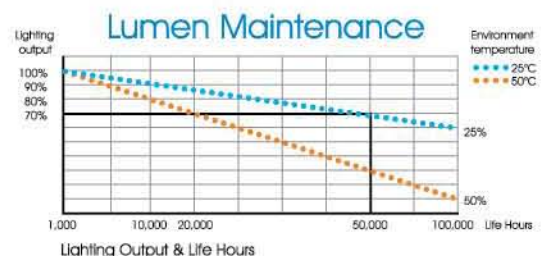


9718 Variel Ave.  
Chatsworth, CA 91311  
866-996-8883 - 818-882-8955  
sales@nuvuelighting.com

Your Authorized Nu Vue Lighting Distributor:



Nu Vue Lighting is a registered trademark of Nu Vue Lighting L.L.C.  
© 2010 Nu Vue Lighting L.L.C. All Rights Reserved



Nu Vue low-voltage LED lamps are not compatible with all transformers designed for use with halogen lamps. Please consider the following guidelines when selecting a transformer:

### DC12V Power Supply

Nu Vue LED lamps will perform at maximum efficiency and with the brightest light output when powered by a DC12V power supply.

### AC12V Magnetic Transformer

Our LED lamps are compatible with magnetic transformers designed for 12V halogen lamps. However, magnetic transformers can be heavier, less efficient, and slightly noisier than electronic transformers. When operated under AC12V, the LED lamp will only emit 90% of the maximum potential light output possible under DC 12V.

### AC12V Electronic Transformer

Our LED lamps are not compatible with AC12V electronic transformers or AC12V electronic magnetic transformers due to the output instability of these types of transformers. In addition, some electronic transformers require a minimum load of over 5-10 Watts in order to work properly, which the LED lamp often does not meet. Symptoms of incompatibility include: no light output, flickering, strobe effect, and/or random shutdown.

### DC Constant Current Driver

Nu Vue LED lamps perform at a high efficiency when used with a constant current driver that has an output greater than DC 8V.



9718 Variel Ave.  
Chatsworth, CA 91311  
866-996-8883 - 818-882-8955  
sales@nuvuelighting.com

Your Authorized Nu Vue Lighting Distributor:

Nu Vue Lighting is a registered trademark of Nu Vue Lighting L.L.C.  
©2010 Nu Vue Lighting L.L.C. All Rights Reserved

