






## PAR20E 8W



A state of the art LED source and advanced driver, control, and thermal components comprise an integrated LED system with superior lifetime performance. Exceptional optics creates enhanced color uniformity and high lumen output, providing the quality and brightness of light produced by conventional light sources.

### Lamp Features

Equivalent Source	50W Halogen
Typical Power Consumption	7.2W
Max. Power Consumption	8W
LED source	Lumileds Rebel
Base/Socket	Medium (E26) base
Beam Spread	Narrow Spot, Narrow Flood, Wide Flood, Very Wide Flood
Operating Temperature	-20°C to +40°C
MOL	3.43, 87mm
Voltage	AC 120V
Rated Life	25,000 Hours
Certifications	  

### benefits

#### Reduced Energy Consumption

Uses up to 90% less power than incandescent bulbs

#### Long-Lasting:

Lasts up to 10 times as long as compact fluorescents (CFLs) and up to 100 times longer than incandescents.

#### Durable:

A solid-state device with no moving parts. Contains no fragile filaments or tubes as in incandescent bulbs. The electronic chip is encapsulated in an epoxy substrate, which provides a protective seal against outside or foreign elements. Resistant to heat, cold and shock

#### More Efficient

Can generate twice the brightness of light (Lumens) at a fifth the wattage of an incandescent

#### Customizable

Highly customizable (color, beam spread, base, etc.) to fit all lighting needs

#### No Heat Build Up

Generates little to no heat during operation. This optimizes energy-efficiency (incandescent bulbs emit up to 98 percent of their energy as heat) and reduces demands on air-conditioning.

#### Mercury Free

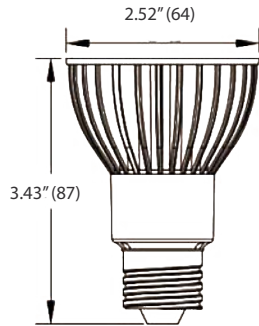
No mercury is used in the manufacturing of LEDs.

### Specifications

	Warm White	Cool White
Color Temperature	3000K	5700K
Lumen Output	297 Lm	445 Lm
Efficacy	41 Lm/W	62 Lm/W
Color Rendering Index (CRI)	80+	70+

# PAR20E 8W

## Dimensions (in/mm)



### Ordering Information

example: NVE/PAR20/4.2/WW/NSP/26/LR

model	color	beam spread	base	LED source
NVE/PAR20/4.2/ - E-Series PAR20 4*1.8	WW - Warm White CW - Cool White	NSP - Narrow Spot NFL - Narrow Flood WFL - Wide Flood VWFL - Very Wide Flood	26 - Medium (E26)	Lumileds Rebel

#### Beam Spread Key:

VNSP - Very Narrow Spot: <7°  
 NSP - Narrow Spot: 7°-15°  
 SP - Spot: 16°-20°  
 NFL - Narrow Flood: 21°-30°  
 FL - Flood: 31°-40°  
 WFL - Wide Flood: 41°-60°  
 VWFL - Very Wide Flood: 61°+

#### Color Key:

WW - Warm White: 2000-3500K  
 W - White: 3500-4500K  
 CW - Cool White: 4500K+

## Product Warranty

Nu Vue warrants this LED lamp will be free from defects in material and workmanship and will operate for a period of 1 year under normal operation and when used in accordance with operating guidelines. During the warranty period, if the product fails to perform as described, Nu Vue's entire liability will be limited to the part or repair or replacement of such a defective product. In no event shall Nu Vue be responsible for removal or reinstallation on any product or for the expenses thereof. The above warranty does not apply to, and Nu Vue makes no warranties with respect to products which have been subjected to misuse, neglect, accident, abuse or operated under conditions that deviate from the parameters, established in Nu Vue's applicable specifications; or have been improperly installed, stored, maintained, repaired or altered by anyone other than Nu Vue; or have had their serial numbers or month and year manufacture or shipment removed, defected or altered. This warranty is given only to the original purchaser and may not be assigned or transferred to any other party. It is the purchaser's obligation to retain appropriate documentation that indicates the date of purchase.



9301 Jordan Ave., Unit 105A  
 Chatsworth, CA. 91311  
 866-996-8883 818-678-9733  
 sales@nuvuelighting.com

Your Authorized Nu Vue Lighting Distributor:



Nu Vue Lighting is a registered trademark of Nu Vue Lighting L.L.C.  
 ©2010 Nu Vue Lighting L.L.C. All Rights Reserved

