



Candle 2W DIM LED Lamp

DIMMABLE

benefits

Reduced Energy Consumption

Uses up to 90% less power than incandescent bulbs

Long-Lasting

Lasts up to 10 times as long as compact fluorescents (CFLs) and up to 100 times longer than incandescents

Durable

A solid-state device with no moving parts. Contains no fragile filaments or tubes as in incandescent bulbs. The electronic chip is encapsulated in an epoxy substrate, which provides a protective seal against outside or foreign elements. Resistant to heat, cold and shock.

More Efficient

Can generate twice the brightness of light (Lumens) at a fifth the wattage of an incandescent

Customizable

Highly customizable (color, beam spread, base, etc.) to fit all lighting needs


No Heat Build Up

Generates little to no heat during operation. This optimizes energy-efficiency (incandescent bulbs emit up to 98 percent of their energy as heat) and reduces demands on air-conditioning

Mercury Free

No mercury is used in the manufacturing of LEDs

Lamp Features

Equivalent Source	10W Incandescent
Typical Power Consumption	2W
Max. Power Consumption	2.5W
LED Source	2*1.14W Ledia-mond
Base / Socket	Candelabra (E12)
Beam Spread	270°
Operating Temperature	-20°C to +40°C
MOLL	4.21" / 107mm
Voltage	AC 120V
Rated Life	40,000 hours
Certifications	

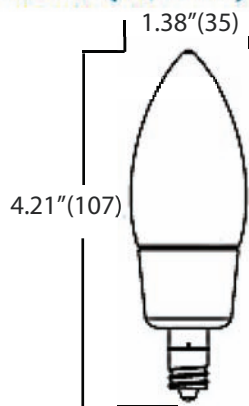
Specifications

	Warm White	Cool White
Color Temperature	2700K / 3000K	5700K
Lumen Output	230 Lm / 255 Lm	300 Lm
Efficacy	92 Lm/W / 102 Lm/W	120 Lm/W
Color Rendering Index (CRI)	80+	70+

Candle 2W DIM LED Lamp

DIMMABLE

Dimensions (in/mm)



Ordering Information

example: NV/CL/2.1/C/D/WW/12/LM

product	color	beam spread	base	LED source
NV/CL/2.1/C/D - Candle 2*1.14W (Clear Lens) Dimmable	W27 - 2700K WW - 3000K NW - 4000K CW - 5700K	N/A	12 - Candelabra (E12)	LM - Ledia-mond

Beam Spread Key:

VNSP - Very Narrow Spot: <7°
NSP - Narrow Spot: 7°-15°
SP - Spot: 16°-20°
NFL - Narrow Flood: 21°-30°
FL - Flood: 31°-40°
WFL - Wide Flood: 41°-60°
VWFL - Very Wide Flood: 61°+

Color Key:

W27 - 2700K
WW - 3000K
NW - 4000K
C50 - 5000K
CW - 5700K

Product Warranty

Nu Vue warrants this LED lamp will be free from defects in material and workmanship and will operate for a period of 3 years under normal operation and when used in accordance with operating guidelines. During the warranty period, if the product fails to perform as described, Nu Vue's entire liability will be limited to the part or repair or replacement of such a defective product. In no event shall Nu Vue be responsible for removal or reinstallation on any product or for the expenses thereof. The above warranty does not apply to, and Nu Vue makes no warranties with respect to products which have been subjected to misuse, neglect, accident, abuse or operated under conditions that deviate from the parameters, established in Nu Vue's applicable specifications; or have been improperly installed, stored, maintained, repaired or altered by anyone other than Nu Vue; or have had their serial numbers or month and year manufacture or shipment removed, defected or altered. This warranty is given only to the original purchase and may not be assigned or transferred to any other party. It is the purchaser's obligation to retain appropriate documentation that indicates the date of purchase.

Warnings & Cautions:

- Suitable for use in open fixtures
- Not for use with emergency exit fixtures or emergency lights
- Not for use in enclosed fixtures or insulated air-tight (ICAT) recessed down lights
- Turn off power before lamp inspection, installation or removal
- Do not use where exposed to water or weather
- Not for use outside
- Do not open - no serviceable parts inside

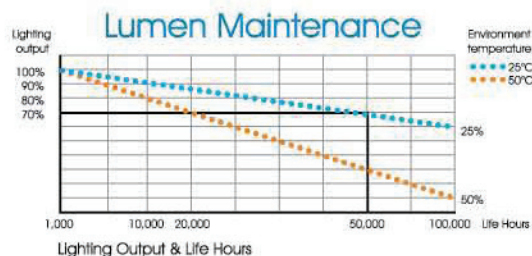


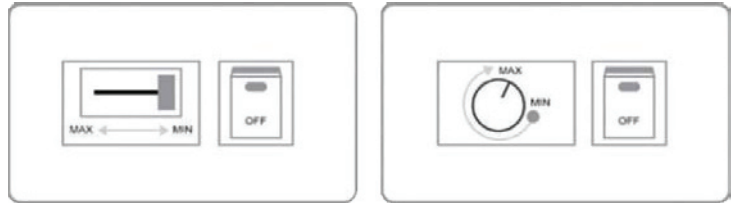
9718 Variel Ave.
Chatsworth, CA 91311
866-996-8883 - 818-638-5973
sales@nuvuelighting.com

Your Authorized Nu Vue Lighting Distributor:



Nu Vue Lighting is a registered trademark of Nu Vue Lighting L.L.C.
© 2010 Nu Vue Lighting L.L.C. All Rights Reserved





Operating Guidelines:

- Nu Vue dimmable bulbs are designed to work with smooth dimmers and may not dim properly with the following dimmer types:
 - Sensor dimmers
 - Stepping dimmers
 - Remote control dimmers
 - Dimmers with memory function
 - Dimmers with rating of 1000W or above

Dimmer incompatibility may result in flickering, flashing, and/or abnormal light output at certain dimmer levels. If experiencing any of the aforementioned problems, try the following:

1. Check if other high-power-consumption equipment (such as vacuum cleaners, refrigerators, etc.) is being operated on a shared AC line with the dimmable lamps. For best results, operate dimmable lamps on an independent AC line to avoid overloading the line.
2. If possible, increase the number of lamps being used with the dimmer in order to raise total power consumption (to over 35 Watts). A power consumption that is too low on an individual dimmer can result in flickering.

- Lamp may not dim immediately after being turned on
- Lamp may emit a bright flash when turned on
- When the dimmer is set at a low level, the lamp may dim further or cease to emit light as a result of fluctuations in power (due to power outage or use of electrical devices such as hair dryer or microwave)
- For best results, use the power switch to power-off rather than turning the dimmer to its lowest setting
- In the case of shared dimmers, particularly at low settings, light emissions of lamps may be different than when connected to an independent dimmer
- If one or more lamps on a shared dimmer cease to emit light, it may be necessary to set the dimmer to 0% before continuing to use the dimmable function within the emitting range
- Dimmers may emit a soft sound while being tuned



9718 Variel Ave.
Chatsworth, CA 91311
866-996-8883 - 818-638-5973
sales@nuvuellighting.com

Your Authorized Nu Vue Lighting Distributor:



Nu Vue Lighting is a registered trademark of Nu Vue Lighting L.L.C.
©2010 Nu Vue Lighting L.L.C. All Rights Reserved

